




Industrial Polyamide Rubber Caster

Total Height

161 mm	162 mm
--------	--------

Fastening Type

 Fixed	 Swivel with Double-Lock Brake	 Swivel Without Brake
--	--	--

Mounting Plate Dimensions

3 11/32 in x 4 1/8 in (85 mm x 105 mm)	3 3/8 in x 4 3/32 in (85.5 mm x 104 mm)
--	---

DESCRIPTION

Non-marking rubber tread

Industrial polyamide rubber caster. These heavy-duty casters are designed for use in the most demanding environments. Available with fixed plate, swivel, or double locking.

ADVANTAGES AND BENEFITS

- Non-marking rubber tread
- Low starting effort, rolls easily
- Double-lock braking system locks both the wheel and the swivel (F24804)
- Hight impact-resistant polyamide inner and outer rings; shock-absorbing central rubber ring

AVAILABLE PRODUCTS

Product #	Total Height	Fastening Type	Mounting Plate Dimensions
F24806	161 mm	Fixed	3 3/8 in x 4 3/32 in (85.5 mm x 104 mm)
F24804	162 mm	Swivel with Double-Lock Brake	3 11/32 in x 4 1/8 in (85 mm x 105 mm)
F24805	162 mm	Swivel Without Brake	3 11/32 in x 4 1/8 in (85 mm x 105 mm)

TECHNICAL SPECIFICATIONS

Load Capacity Per Caster	Max. 200 kg
Wheel Diameter	125 mm
Tread Width	35 mm
Mounting Type	Plate
Material	Polyamide
Recommended Surfaces	Concrete, Carpet, Wood/Planking, Asphalt
Finish	Beige, Blue
Axle Diameter	8 mm
Axle Length	44 mm
Mounting Hole Diameter	9 mm
Conditions	Water, Solvents, Detergent, Extreme Cold, Extreme Heat, Petroleum Products

IMPORTANT INFORMATION

For all additional measurements, please see the technical documents.

DISCLAIMER

Technical data subject to change without prior notice.

PRODUCT PHOTOS

